



FIRESTOP CENTRE

Authorised New Zealand Distributor
Ph (09) 483 4000 www.firestopcentre.co.nz

Step-by-step installation instructions:

1. Ensure the aperture is free from dust and debris.
2. Push 20mm nominal thick AGNI-Board into the annular gap around the pipe.
3. Cut 110mm wide AGNI-Sleeve to fit one revolution of the aperture.
4. Cut AGNI-Sleeve to make two 40mm (high) x 10mm (wide) fixing tabs placed 300mm centres or 50mm from the edges of the AGNI-Sleeve.
5. Bend over the AGNI-Sleeve tabs and push the AGNI-Sleeve into the annular gap.
6. Secure the AGNI-Sleeve using masonry screws.

AGNI-Sleeve through a Composite Floor PVC-U Pipe 32-100mm diam Max FRR -/60/60



System ID# FC880

Technical Information

Substrate	Min. 130mm thick concrete horizontal floor (60mm profiled decking with 70mm topping)
Service range	From DN32mm up to 100mm PVC-U pipes
Annular gap	4.6 - 12.7mm
AGNI-Products	AGNI-Sleeve, AGNI-Board
Protection installation	Asymmetrical (installed from below the floor/ceiling)
Passing through the 70mm topping	Yes
Passing through the rib	Yes (Yes & No for DN100mm pipe only)

Compliance Information

Standards	AS1530.4-2014, AS4072.1-2005
FRR/FRL	-/60/60
Reference	PF24123

Disclaimer

Agnitek reserves the right to modify product specifications without prior notice due to its ongoing research, development & certification programme. The information in this document is provided in good faith and is intended for guidance purposes only. Any accompanying drawings are solely for illustrative purposes. Since Agnitek cannot oversee installation methods or ensure site conditions, no warranties, expressed or implied, are intended regarding the products' actual performance. We do not accept liability for any loss, damage, or injury from using this information. Please take a look at the test reports displayed on a relevant AGNI-System webpage for all compliance specifics.

Date 10.01.2025

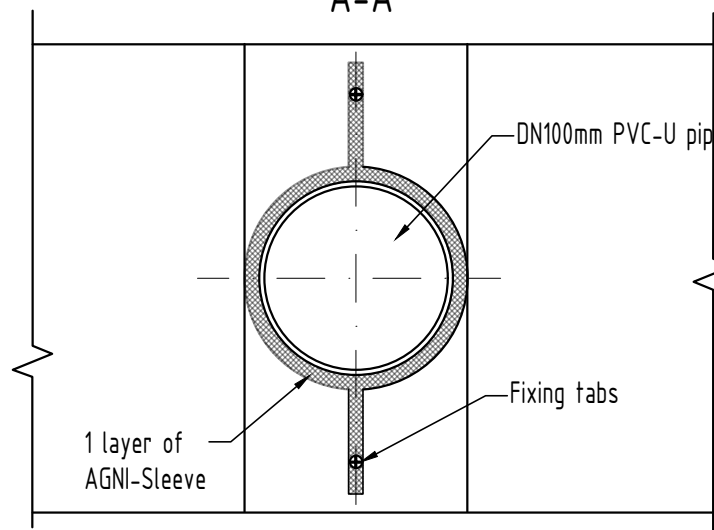
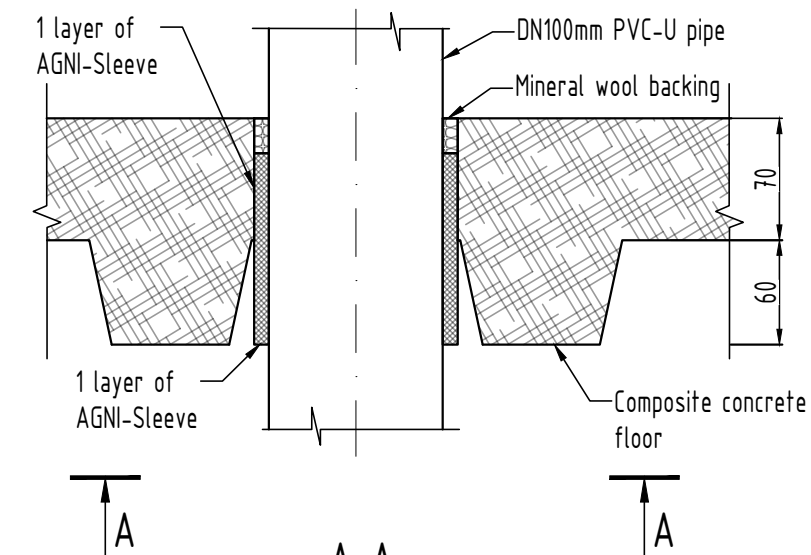
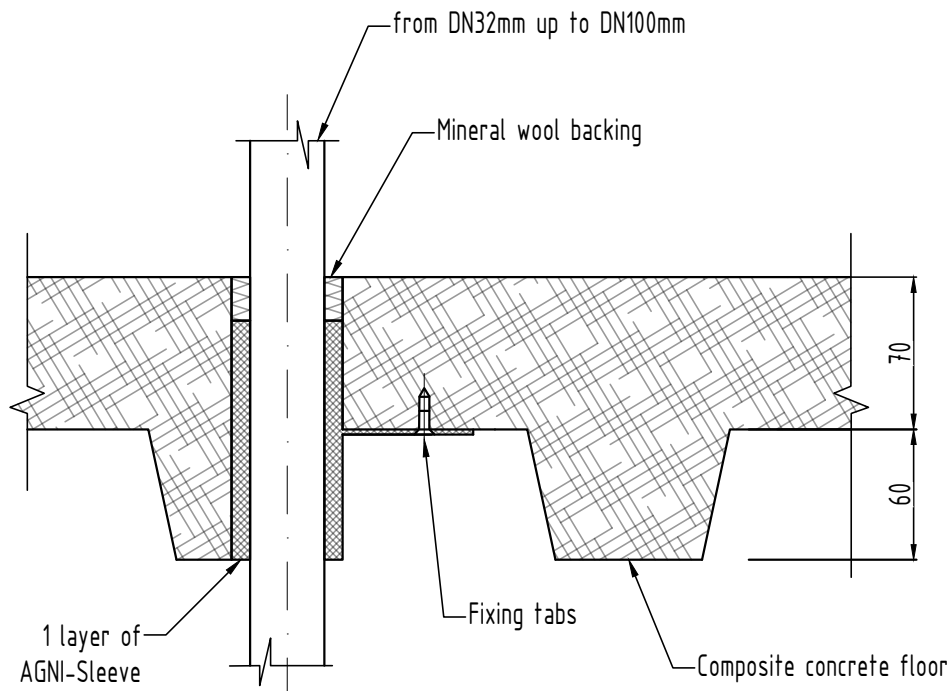


8 Clare St Bayswater
VIC 3153, AUSTRALIA
www.agnitek.com.au



FIRESTOP CENTRE

Authorised New Zealand Distributor
Ph (09) 483 4000 www.firestopcentre.co.nz



System ID# FC880

Technical Information

Substrate	Min. 130mm thick concrete horizontal floor (60mm profiled decking with 70mm topping)
Service range	From DN32mm up to 100mm PVC-U pipes
Annular gap	4.6 - 12.7mm
AGNI-Products	AGNI-Sleeve, AGNI-Board
Protection installation	Asymmetrical (installed from below the floor/ceiling)
Passing through the 70mm topping	Yes
Passing through the rib	Yes (Yes & No for DN100mm pipe only)

Compliance Information

Standards	AS1530.4-2014, AS4072.1-2005
FRR/FRL	-/60/60
Reference	PF24123



8 Clare St Bayswater
VIC 3153, AUSTRALIA
www.agnitek.com.au

Disclaimer

Agnitek reserves the right to modify product specifications without prior notice due to its ongoing research, development & certification programme. The information in this document is provided in good faith and is intended for guidance purposes only. Any accompanying drawings are solely for illustrative purposes. Since Agnitek cannot oversee installation methods or ensure site conditions, no warranties, expressed or implied, are intended regarding the products' actual performance. We do not accept liability for any loss, damage, or injury from using this information. Please take a look at the test reports displayed on a relevant AGNI-System webpage for all compliance specifics.

Date 10.01.2025